

SPECIFICATIONS:

MODEL NUMBER: 2088-562-144

PUMP DESIGN: Positive Displacement 3 Chamber Diaphragm Pump

CHECK VALVE: (1-Way Operation) Prevents Reverse Flow

CAM: 2.5 Degree

MOTOR: Permanent Magnet, P/N 11-160-00, Thermally Protected

VOLTAGE: 230 VAC Nominal

PRESSURE SWITCH: Adjustable from 30-50 PSI. Factory Set @ 45 PSI Shut-Off,
Turn On 25 ±5 PSI

LIQUID TEMPERATURE: 130 Degrees Fahrenheit (54 Degrees Centigrade) Max.

PRIME: Self-Priming Up To 8.5 Ft. Vertical,
Max. Inlet Pressure 30 PSI (2.1 Bar)

PORTS: 1/2" - 14 Male Parallel Thread

MATERIAL OF CONSTRUCTION:

PLASTICS- Polypropylene

VALVES- Santoprene

DIAPHRAGM- Santoprene

FASTENERS- Zinc Plated Steel

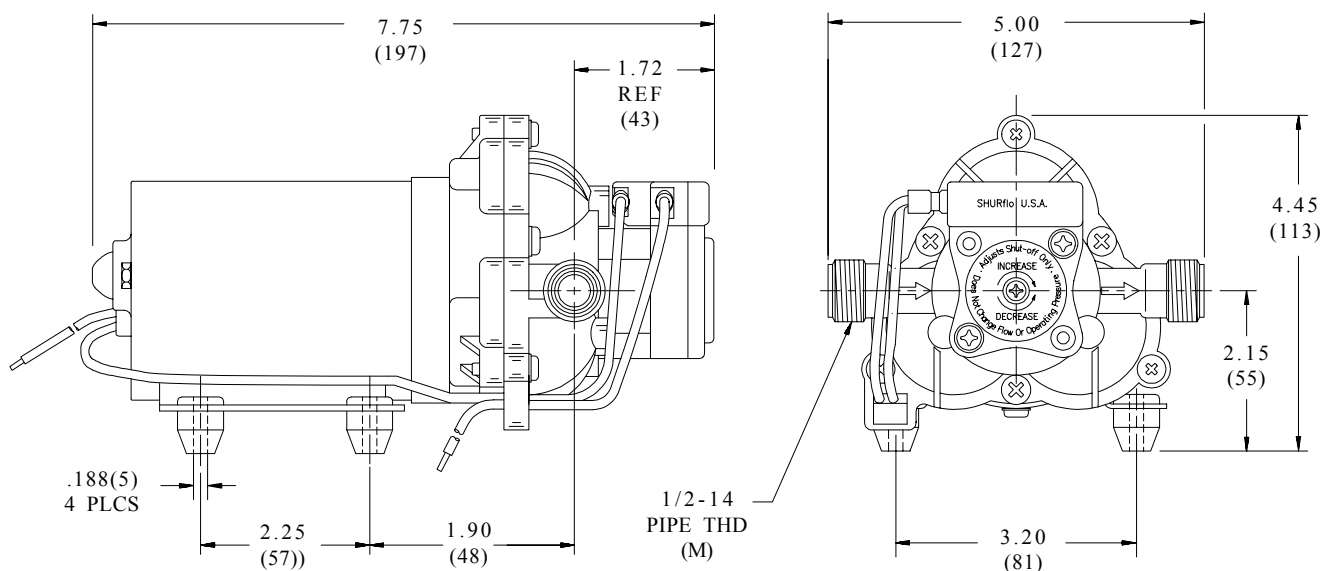
NET WEIGHT: 4.0 Lbs (1.8 Kg)

DUTY CYCLE: Intermittent (See Temp. Rise Chart)

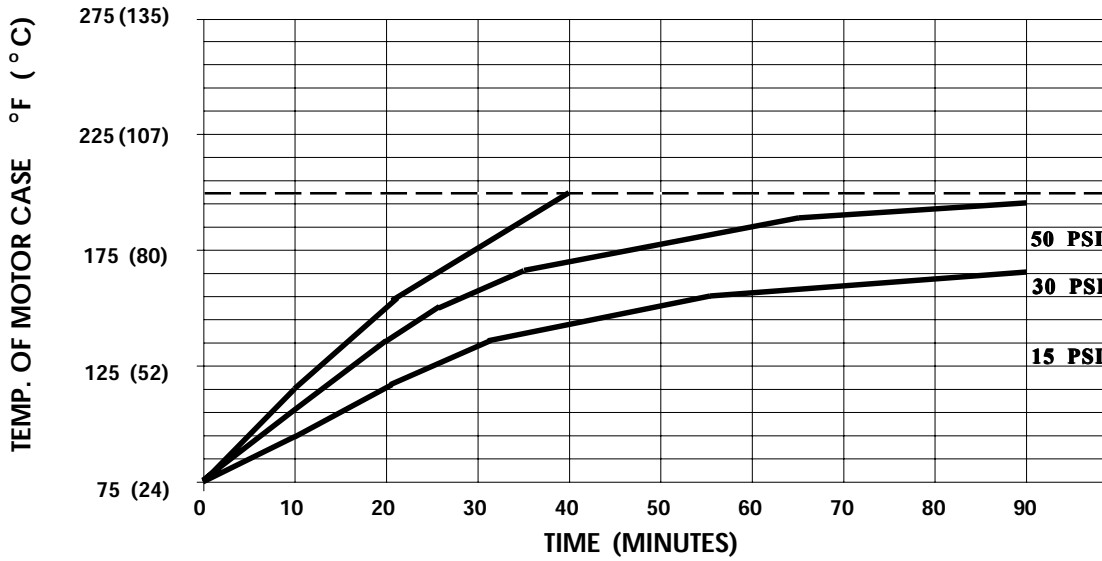
TYPICAL APPLICATIONS: Water Delivery

APPROVALS: N.S.F. Listed

DIMENSIONS:



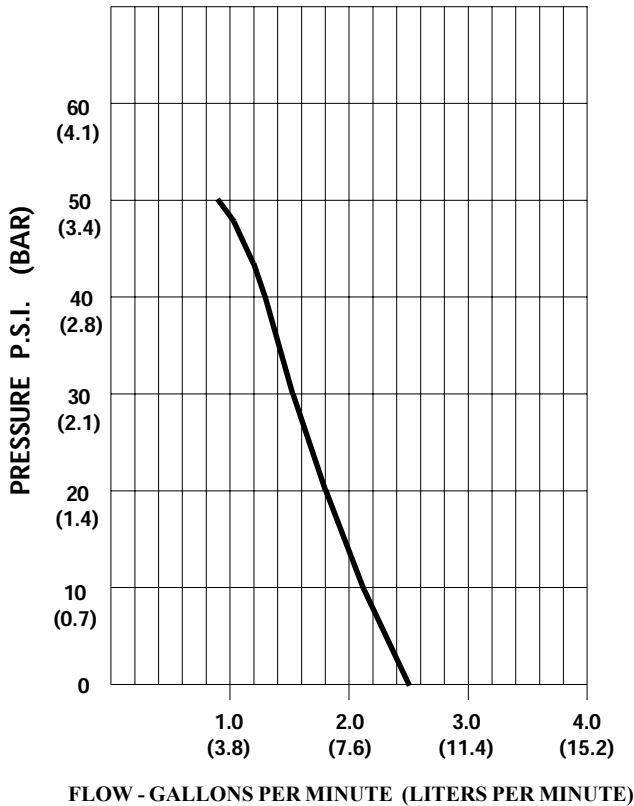
TEMPERATURE RISE



THIS GRAPH IS FOR USE AS A DESIGN GUIDE. IT IS BASED ON RUNNING CONTINUOUSLY WITH AN AMBIENT TEMPERATURE OF 75° F IN STILL AIR. THE THERMAL BREAKER WILL OPEN WHEN THE CASE TEMPERATURE REACHES 200° F.

[----- TRIP POINT OF THERMAL PROTECTOR]

TYPICAL PERFORMANCE



PRESSURE (PSI)	FLOW (GPM/LIT)	RPM MIN/MAX	CURRENT (AMPS)	VOLTAGE (VOLTS)
OPEN	2.50/9.5	1955/2065	0.22	230 VAC
10	2.11/8.0	1845/1940	0.24	"
20	1.80/6.8	1635/1735	0.30	"
30	1.50/5.7	1400/1550	0.33	"
40	1.25/4.7	1270/1430	0.37	"
50	0.95/3.6	1080/1340	0.42	"

*-SPECIFICATIONS SUBJECT TO CHANGE WITHOUT NOTICE.
-ALL DATA BASED ON TESTING WITH WATER.*